



**IRONBULL®**



**2025  
TRAILERS**



**DURABILITY  
MEETS  
AFFORDABILITY**

# TABLE OF CONTENTS



<b>Iron Clad Warranty and Roadside Assistance</b> .....	3
<b>Dump Trailers</b>	
DTB Model 7k-21k Dual 6" I-Beam Bumper Dump Trailer .....	8-9
DWB Model 14k 8" I-Beam Frame Dump Trailer .....	10-11
DTG Model 14k-21k Gooseneck Dump Trailer .....	12-13
DDP Model 14k-21k 96" Wide Deckover Bumper Pull Trailer .....	14-15
DDG Model 14k-21k 96" Wide Deckover Gooseneck Dump Trailer .....	16-17
DMG Model 22k 102" Wide Tandem Dual Dump .....	18-19
DHG Model 12" I Beam Gooseneck Dump .....	20-21
DBG Model 14k Gooseneck Roll Off Dump Trailer .....	22-23
DCB Model 14k General Duty Dump .....	24-25
DUB Model 4" Channel Dump Trailer .....	26-27
<b>Equipment Trailers</b>	
ETB Model 10k-21k 6" Channel Equipment Bumper Pull Trailer .....	30-31
EWB Model 14k 8" I-Beam Equipment Bumper Pull Trailer .....	32-33
ETG Model 14k-22k Channel Equipment Gooseneck Trailer .....	34-35
<b>HD Deckover Gooseneck and Pintle Trailers</b>	
FDG14 Model 14k 10" I-Beam Deckover Gooseneck .....	38-39
FDP14 Model 14k 10" I-Beam Pintle Equipment Trailer .....	40-41
FTG14 Model 14k 12" I-Beam Deckover Gooseneck .....	42-43
FHG22 Model 22k Gooseneck Low-Pro Hydraulic Dove Trailer .....	44-45
FLG22 Model 22k Gooseneck Low-Pro Equipment Trailer .....	46-47
FLP22 Model 22k Deckover Pintle Trailer .....	48-49
FLP50 Model Super HD Pintle Trailer .....	50-51
FXG22 Model 22k Tandem Dual Deckover .....	52-53
<b>Tilt Trailers</b>	
TWB Model Mini-Beam Tilt Trailer .....	56-57
TLB14 Model 10k-21k Low-Pro Bumper Pull Tilt Trailers .....	58-59
TDP14 Model 14k Deckover Tilt Pintle Trailer .....	60-61
<b>Utility Trailers</b>	
UTB Model 7k & 14k Utility Trailers .....	64-65
<b>Accessories</b>	
Trailer Parts Side Extensions, Jacks, Cold-Weather Wiring, Hydraulics, Add-Ons, Toolboxes, Tires .....	66-67



The North American Trailer Dealers Association is a professional business association in North America that serves the light and medium duty trailer dealers and brings them together as a unified team. For years, the trailer industry has struggled hard and waited patiently to gain financial strength, professional credibility and industry recognition. Now, the wait is finally over! By uniting the trailer dealers within a professional business association, NATDA is able to provide dealers with only the very best benefits, programs and education available.



The NATM Compliance Verification Program (CVP) is a mandatory program for all NATM member trailer manufacturers. This program involves multiple components, all of which are geared toward creating safer trailers and in turn, safer roadways.

All NATM trailer manufacturer members are required to successfully complete a compliance consultation. Once a member has done so, they are able to purchase and place NATM Compliance Decals on their trailers.



# IRON CLAD WARRANTY

**BEST IN CLASS TRAILER** ✓  
**BEST IN CLASS WARRANTY** ✓  
**FREE ROADSIDE ASSISTANCE** ✓

*Let's Roll*



Iron Bull trailers are some of the best in the market, and we are happy to provide our industry-best IronClad Warranty to back them up. Our manufacturer's warranty program covers structure and components, and even adds free 24-hour roadside assistance to every trailer standard. No service contracts, no hoops to jump through, and no hassles, just take your Iron Bull Trailer to any authorized dealer for fast and friendly service.

**3 YEAR**  
Structural Coverage

**2 YEAR**  
Component Coverage

**2 YEAR**  
Free Roadside Assistance

Your Iron Bull trailer is warrantied to be free from structural defects for a period three years from the date of purchase.

This protection warrants every component (non-structural items) on your Iron Bull trailer to be free from defects for a period of two years from the date of purchase.

Each Iron Bull trailer is covered by a nationwide 24/7 roadside assistance program with benefits extending to the tow vehicle.

## Roadside Assistance Details:

Each Iron Bull trailer is covered for a period of two years from the date of purchase with a free roadside assistance package. Benefits include:

- Flat Tire Changes
- Towing and Road Service (tow vehicle and trailer)
- Jump Starting
- Fluid Delivery (including fuel, hydraulic & coolant)
- Lock Out Service
- On the road and off road coverage
- Consumer and commercial coverage
- All benefits extend to the tow vehicle
- Included free on every Iron Bull Trailer

## The program is simple to use:

- 1) Register your new Iron Bull trailer online at [www.norstarwarranty.com](http://www.norstarwarranty.com)
- 2) Have VIN number and Plan Identifier available (found on trailer).
- 3) Call our toll-free **24/7** dispatch line at **888-399-0327**.  
A service provider will assist in locating service provider.

**Roadside: 888-399-0327**

For full warranty details please refer to your owner's manual or visit [www.norstarwarranty.com](http://www.norstarwarranty.com).

WHERE DURABILITY MEETS AFFORDABILITY



# DUMP TRAILERS

OUR DUMP TRAILERS ARE BUILT TOUGH TO HANDLE ANY JOB YOU THROW AT THEM.

Designed with reinforced steel beds and high-capacity hydraulics, these trailers make heavy-duty hauling and dumping a breeze. Whether you're moving construction debris, landscaping materials, or farm loads, our reliable and efficient dump trailers provide unmatched durability and performance.

Get the job done faster, safer, and with confidence.



Pg. 6



Pg. 8



Pg. 10

## DTB14

14k Dual 6" I-Beam Frame

- 12-16' Lengths
- 14,999 lbs GVWR

## DWB14

14k Mono 8" I-Beam Frame

- 12-16' Lengths
- 14,999 lbs GVWR

## DTG14

14k Gooseneck

- 12-16' Lengths
- 14,999 lbs GVWR





Pg. 12



Pg. 18



Pg. 20

## DDP14

14k Deckover Bumper Pull

- 14-16' Lengths
- 14,999 lbs GVWR

## DMG22

Tandem Dual Deckover

- 20' Length
- Up to 24,900 lbs GVWR

## DBG14

14k Roll-Off

- 14-20' Lengths
- 14,000 lbs GVWR





## **MORE THAN JUST A RAIL**™

*Ironbull has elevated dump trailers with a redesigned Side Armor™ system. This upgraded sidewall design keeps our 24-inch, 10-gauge original construction, featuring an oversized break preventing bowing and ensuring unmatched side rigidity. Enhanced Side Armor™ introduces a fully enclosed top rail made of 10-gauge steel to safeguard against potential damage during side loading. Corner reinforcements have also been strengthened offering additional welding area to reinforce the dump box. With this advanced Side Armor™ system, 7 gauge flooring, and available bed runners, every Ironbull dump trailer boasts an industry-leading dump box, allowing you to concentrate on your tasks with confidence.*





# CHOOSING THE RIGHT DUMP TRAILER

The right dump trailer will not only meet your hauling needs, but it will also have the durability, capacity, and features necessary to handle the types of loads you typically work with. Dump trailers are essential for anyone in the construction, landscaping, or farming industry. They provide a reliable way to transport heavy materials or equipment, making them indispensable to any work site. Selecting the right dump trailer requires consideration of several key factors. Consider the size and weight of the loads you will be hauling. Determining the size and weight helps you choose a trailer with an appropriate payload capacity. Think about the type of material you will be hauling. Certain materials may require a specific type of dump trailer, such as one with a high-sided design or a low-profile model. Evaluate the terrain you will be driving on. A dump trailer with a heavy-duty suspension system may be necessary if you go on rough terrain. Look for features that will make loading and unloading more accessible, such as a hydraulic lift system or removable sides - saving you time and effort when using the trailer. Choose a trailer compatible with your vehicle - ensure the trailer's hitching system is compatible with your vehicle's hitch receiver.

## BUMPER PULLS



### DTB

*14k Dual 6" I-Beam Frame*

- 24" Side Armor™ Body Design
- 10' - 16' Lengths
- 14,999 lbs GVWR
- 7 Gauge Flooring
- 6" I - Beam Frame
- 10ga 18" or 24" Steel Sides
- Slide-In Ramps
- 26" Deck Height



### DWB

*14k Mono 8" I-Beam Frame*

- 24 "Side Armor™ Body Design
- 12' - 16' Lengths
- 14,999 lbs GVWR
- 7 Gauge Flooring
- 8" I - Beam Frame
- 10ga 18" or 24" Steel Sides
- Slide-In Ramps
- 28" Deck Height



### DDP

*14k Deckover Bumper Pull*

- 10" I - Beam Frame
- 14' - 16' Lengths
- 14,999 lbs GVWR
- 10 Gauge Flooring
- 18" Fold Down Sides
- Slide-In Ramps
- 32" Deck Height

## GOOSENECKS



### DTG

*14k Gooseneck*

- 24" Side Armor™ Body Design
- 12 - 16' Lengths
- 14,999 lbs GVWR
- 12" I - Beam Neck & Risers
- 3 - Way Spreader Gate
- Slide-In Ramps
- 26" Deck Height



### DMG

*Tandem Dual Deckover*

- 20' Length
- Up to 24,900 lbs GVWR
- 12" I - Beam Frame, Neck & Risers
- Square Bottom Floor
- 48" 10ga Dump Sides
- Heavy Duty Slide-In Ramps
- 38" Deck Height



### DBG

*14k Roll-Off*

- 14 - 20' Lengths
- Up to 20.7 Cu Yds Box Capacity
- Stackable Bins
- Full Front Toolbox
- 48" 10ga Dump Sides
- 20k Winch w Cable
- 29" Deck Height

# DTB MODEL

Dual 6" I-Beam Dump Trailer



**IRONBULL**  
A NEW BREED OF TRAILERS



Strength where strength matters! Featuring the Side Armor™ body design, every DTB sits atop of a dual layer of 6" I-beam weighing in at 12 pounds per ft main frame construction. That's 24 lbs/ft of pure steel, putting maximum strength into the most critical part of your trailering system. Our 83" wide 14k bumper pull is by far our most popular model. With two 7k axles and tons of standard features, this model is a perfect fit for the contractor or weekend warrior.



#### BOX CAPACITY (CUBIC YARDS)

SIZE	BASE	3FT.	4FT.
60x10	2.8		
72x10	4.4		
72x12	5.3	8.0	10.7
83x12	6.2	9.2	12.3
83x14	7.2	10.8	14.3
83x16	8.3	12.3	16.4

**83"**

Bed Width

**12' - 16'**

Bed Lengths

**14,999 lbs**

GVWR

**9,626 - 10,370 lbs**

Load Capacity

## STANDARD FEATURES

- Side Armor™ Body Design
- ST235/80R16 Radial Tires
- Reinforced Top Rail
- Toolbox & Front Jack Bracket
- Dual 6" I-Beam Frame (24lbs/ft)
- 7 Gauge Steel Flooring on 83" Wide Models
- 4" Tubing Bed Frame
- Full Length Bed Runners & Ramp Pockets
- 10 Gauge 18" or 24" Steel Sides
- Standard Retractable Tarp Kit
- 10k Drop-Leg Jack

- 2 5/16" Adjustable Auto Latching Coupler
- 2 - 7k Cambered Brake Axles (8k & Triple 7 Available)
- Multi-leaf Slipper Spring Suspension
- Black Mod Wheels\*
- Spare Tire Mount
- Slide-in Ramps
- Rear Support Stand Bracket
- Three-Way Spreader Gate
- Powder Coat & Primer
- Scissor Hoist with 516 Cylinder
- Double Acting Pump Unit w/ Gravity Down

- Flow Control Valve
- Locking Pump Box
- Standard Stake Pockets
- Weld On Diamond Plate Fenders
- Four Floor Mounted 1/2" D-Rings
- DOT Approved Lifetime LED Lighting
- Molded Sealed Harness with Resistors
- LED Voltage Indicator in Remote
- Built-In 5 amp Battery Charger
- 7-Way Receiver Female Plug w/ Adapter
- 26" Deck Height

5500 FM 38N, BROOKSTON, TX 75421 • NORSTARCOMPANY.COM





## ***BASE SPECS***

WIDTH	LENGTH	GVWR	AXLES	TIRE/WHEEL	SIDES	WEIGHT
60	10	9,990	2 x 5,200 lb	225/75R16 6 Hole	18"	2,800
72	10	9,990	2 x 5,200 lb	225/75R16 6 Hole	24"	3,682
72	12	9,990	2 x 5,200 lb	225/75R16 6 Hole	24"	4,057
72	12	14,999	2 x 7,000 lb	235/80R16 8 Hole	24"	4,149
83	12	14,999	2 x 7,000 lb	235/80R16 8 Hole	24"	4,629
83	14	14,999	2 x 7,000 lb	235/80R16 8 Hole	24"	4,960
83	16	14,999	2 x 7,000 lb	235/80R16 8 Hole	24"	5,373
83	16	21,000	3 x 7,000 lb	235/80R16 8 Hole	24"	5,373

\*WEIGHT OF UNITS ARE APPROXIMATES ONLY AND SUBJECT TO CHANGE DEPENDING ON OPTIONS



**Full Length Bed Runners**



**Rear Gate Latch**



**Side Armor™ System**

## ***DTB OPTIONAL FEATURES***

### **CODE DESCRIPTION**

V53	3 Stage Telescopic Cylinder
082	Tandem 8k Axles
S01	Rear Support Stands
S61	3' Side Walls
S62	4' Side Walls
S90	Solar Panel Charger
R90	Wireless Remote
W91	Cold Weather Harness
J58	Hydraulic 12k Jack



**WHERE DURABILITY MEETS AFFORDABILITY**



# DWB MODEL

8" I-Beam Dump Trailer



**IRONBULL**  
A NEW BREED OF TRAILERS



Featuring the Side Armor™ body design, our DWB dump trailer makes hauling effortless. An 8" monoframe I-beam construction makes the unit 2" shorter than our standard DTB. Built with the same rugged user in mind as our DTB model, the DWB comes in standard configurations only, but should have all the options to satisfy the needs of any serious dump user.



## BOX CAPACITY (CUBIC YARDS)

SIZE	BASE
83x12	6.2
83x14	7.2
83x16	8.3



8" Monoframe & Traditional Crossmembers



Oversized Front Toolbox

5500 FM 38N, BROOKSTON, TX 75421 • NORSTARCOMPANY.COM



## BASE SPECS

WIDTH	LENGTH	GVWR	AXLES	TIRE/WHEEL	FRAME	WEIGHT
83	12	14,999	2 x 7,000 lb	235/80R16 8 Hole	8" I-Beam	4,870
83	14	14,999	2 x 7,000 lb	235/80R16 8 Hole	8" I-Beam	5,170
83	16	14,999	2 x 7,000 lb	235/80R16 8 Hole	8" I-Beam	5,478

\*WEIGHT OF UNITS ARE APPROXIMATES ONLY AND SUBJECT TO CHANGE DEPENDING ON OPTIONS

**83"** — **12' - 16'** — **14,999 lbs** — **9,521 - 10,129 lbs**  
 Bed Width                      Bed Lengths                      GVWR                      Load Capacity

## STANDARD FEATURES

- Side Armor™ Body Design
- 235/80R16 Radial Tires
- Reinforced Top Rail
- Toolbox & Front Jack Bracket
- 8" I-Beam Frame & Tongue (10 lbs/ft)
- 4" Tubing Bed Frame
- 7 Gauge Steel Flooring
- 3 x 3/16" Channel Crossmembers
- 10 Gauge 24" Steel Sides
- Standard Retractable Tarp Kit
- Weld On Diamond Plate Fenders
- 10k Drop-Leg Jack
- 2 5/16" Adjustable Auto Latching Coupler
- 7k or 8k Cambered Brake Axles
- Multi-leaf Slipper Spring Suspension
- Black Mod Wheels\*
- Spare Tire Mount
- Slide-in Ramps
- Rear Support Stand Bracket
- Three-Way Spreader Gate
- Powder Coat & Primer
- Scissor Hoist with 516 Cylinder
- Double Acting Pump Unit w/ Gravity Down
- Flow Control Valve
- Locking Pump Box
- Standard Stake Pockets
- Four Floor Mounted 1/2" D-Rings
- DOT Approved Lighting
- Lifetime LED Lighting
- Molded Sealed Harness with Resistors
- LED Voltage Indicator in Remote
- Built-In 5 amp Battery Charger
- 7-Way Receiver Female Plug with Adapter
- 28" Deck Height



Side Armor™ System



7 Gauge Steel Flooring



516 Scissor Hoist




3 Way Spreader Gate

WHERE DURABILITY MEETS AFFORDABILITY

\* Due to supply chain, features and options may change based on availability.

# DTG MODEL

I-Beam Gooseneck Dump Trailer



Featuring the all new Side Armor™ body design, Iron Bull DTG model trailers are built to work. 12" I - Beam neck and risers, 14k - 21k of GVWR and 3" channel crossmembers with 16" centers. Top tier components come together with the most rugged construction on the market to deliver a dump trailer like no other.



Photo displays optional telescopic cylinder and hydraulic jacks

BOX CAPACITY (CUBIC YARDS)			
SIZE	BASE	3 FT	4 FT
83x12	6.2	9.2	12.3
83x14	7.2	10.8	14.3
83x16	8.3	12.3	16.4

**83"** — **12' - 16'** — **14,999 lbs** — **9,201 - 9,907 lbs**  
 Bed Width                      Bed Lengths                      GVWR                      Load Capacity

## STANDARD FEATURES

- Side Armor™ Body Design
- ST235/80 R16 LRE Radial Tires
- Reinforced Top Rail
- Slide-In Ramps
- 12" I - Beam Neck and Risers
- 7 Gauge Steel Flooring
- 4" Tubing Bed Frame
- Full Length Bed Runners and Ramp Pockets
- 10 Gauge 24" Steel Sides
- Standard Retractable Tarp Kit
- Dual 10k Drop-Leg Jacks
- 2 5/16" Adjustable Auto Latching Coupler
- 7k Cambered Brake Axles
- Multi-leaf Slipper Spring Suspension
- Black Mod Wheels\*
- Spare Tire Mount
- Rear Support Stand Bracket
- Three-Way Spreader Gate
- Powder Coat & Primer
- Scissor Hoist with 516 Cylinder
- Double Acting Pump Unit w/ Gravity Down
- Flow Control Valve
- Locking Pump Box
- Standard Stake Pockets
- Weld On Diamond Plate Fenders
- Four Floor Mounted 1/2" D-Rings
- DOT Approved Lifetime LED Lighting
- Molded Sealed Harness with Resistors
- LED Voltage Indicator in Remote
- Built-In 5 amp Battery Charger
- 7-Way Receiver Female Plug with Adapter
- 26" Deck Height

5500 FM 38N, BROOKSTON, TX 75421 • NORSTARCOMPANY.COM



## ***BASE SPECS***

WIDTH	LENGTH	GVWR	AXLES	TIRE/WHEEL	SIDES	WEIGHT
83	12	14,999	2 x 7,000 lb	235/80R16 8 Hole	24"	5,092
83	14	14,999	2 x 7,000 lb	235/80R16 8 Hole	24"	5,401
83	16	14,999	2 x 7,000 lb	235/80R16 8 Hole	24"	5,798
83	16	21,000	3 x 7,000 lb	235/80R16 8 Hole	24"	6,065

\*WEIGHT OF UNITS ARE APPROXIMATES ONLY AND SUBJECT TO CHANGE DEPENDING ON OPTIONS

## ***DTG OPTIONAL FEATURES***

CODE	DESCRIPTION	CODE	DESCRIPTION
082	Tandem 8k Axles	J55	2 Speed 10k Drop-Leg Jacks
D60	Deck Over Neck	J57	12k Hydraulic Jack
S01	Rear Support Stands	S90	Solar Panel Charger
S61	3' Side Walls	R90	Wireless Remote
S62	4' Side Walls	V53	3 Stage Telescopic Cylinder
W91	Cold Weather Harness		



Side Armor™ Body Design



Slide-In Ramps



Oversided Front Toolbox



3-Way Spreader Gate



Weld On Diamond Plate Fenders



Full Length Bed Runners

Photos may include optional features.

**WHERE DURABILITY MEETS AFFORDABILITY**

# DDP MODEL

Deckover Dump with Fold Down Sides



**IRONBULL**  
A NEW BREED OF TRAILERS



Iron Bull is happy to offer one of the best expertly made deckover dumps on the market. Our DDP offers a raised deck to accommodate 10 gauge fold down sides and a bed width of 96". Each deckover is equipped standard with 10" I-Beam frame, 3" channel crossmembers, 10 gauge smooth steel floor, 2 5/16" couplers, a 10k Drop-Leg jack and more.



## BOX CAPACITY (CUBIC YARDS)

SIZE	BASE
96x14	6.2
96x16	7.1

**96"**

Bed Width

**14' - 16'**

Bed Lengths

**14,999 lbs**

GVWR

**9,928 - 10,237 lbs**

Load Capacity

## STANDARD FEATURES

- 10" x 12lb I-Beam Frame
- ST235/80 R16 LRE Radial Tires
- 2 5/16" Adjustable Auto Latching Coupler
- 3" Structural Crossmembers
- 10 Gauge Floor
- 18" Fold-Down Sides
- Multi-leaf Slipper Spring Suspension
- E-Z Lube Hubs
- 2 - 7k Electric Brake Axles
- Slide-in Ramps

- Cambered Spring Axles
- Three-Way Spreader Gate
- Standard Retractable Tarp Kit
- Locking Pump Box
- Built In 5 Amp Charger
- Standard Stake Pockets
- 10k Drop-Leg Jack
- Scissor Hoist with 520 Cylinder
- Four 1/2" D-Rings

- Double Acting Power Unit w/ Gravity Down
- Flow Control Valve
- Black Mod Wheels\*
- DOT Approved Lifetime LED Lighting
- LED Voltage Indicator in Remote
- Molded Sealed Harness with Resistors
- 7-Way Receiver Female Plug with Adapter
- Powder Coat & Primer
- 32" Deck Height

5500 FM 38N, BROOKSTON, TX 75421 • NORSTARCOMPANY.COM



## **BASE SPECS**

WIDTH	LENGTH	GVWR	AXLES	TIRE/WHEEL	FRAME	WEIGHT
96	14	14,999	2 x 7,000 lb	235/80R16 8 Hole	8" I-Beam	4,762
96	16	14,999	2 x 7,000 lb	235/80R16 8 Hole	8" I-Beam	5,071
96	16	21,000	3 x 7,000 lb	235/80R16 8 Hole	8" I-Beam	5,423

\*WEIGHT OF UNITS ARE APPROXIMATES ONLY AND SUBJECT TO CHANGE DEPENDING ON OPTIONS



96" Wide Deck, Standard Tarp



520 Scissor Hoist



Three Way Spreader Gate

## **DDP OPTIONAL FEATURES**

### CODE DESCRIPTION

- 082 Tandem 8k Axles
- S90 Solar Panel Charger
- R90 Wireless Remote
- W91 Cold Weather Harness
- J58 12k Hydraulic Jack



32" Deck Height, 18" Fold Down Sides



Triple Axle Available

**WHERE DURABILITY MEETS AFFORDABILITY**

# DDG MODEL

Deckover GN Dump with Fold Down Sides



520 Scissor Hoist

Our DDP features an elevated deck designed to accommodate 10-gauge fold-down sides and a bed width of 96". Every deckover comes standard with a robust 10" I-Beam frame, 3-inch channel crossmembers, a 10-gauge smooth steel floor, 2 - 5/16" couplers, a 3 way spreader gate, and other premium features, ensuring a high-quality and durable solution for your hauling needs.



## BOX CAPACITY (CUBIC YARDS)

SIZE	BASE
96x14	6.2
96x16	7.1

**96"**

Bed Width

**16'**

Bed Length

**21,000 lbs**

GVWR

**15,220 lbs**

Load Capacity

## STANDARD FEATURES

- 10" x 12lb I - Beam Frame
- ST235/80 R16 LRE Radial Tires
- 2 5/16" Adjustable Auto Latching Coupler
- 3" Structural Crossmembers
- 10 Gauge Floor
- 18" Fold-Down Sides
- Multi-leaf Slipper Spring Suspension
- E-Z Lube Hubs
- 2 - 7k Electric Brake Axles

- Standard Stake Pockets
- Cambered Spring Axles
- Three-Way Spreader Gate
- Standard Retractable Tarp Kit
- Slide-in Ramps
- 2 - 10k Drop-Leg Jack
- Scissor Hoist with 520 Cylinder
- Flow Control Valve

- Double Acting Power Unit
- Four 1/2" D-Rings
- Black Mod Wheels\*
- All Lighting DOT Approved
- Molded Sealed Harness with Resistors
- 7-Way Receiver Female Plug with Adapter
- Powder Coat & Primer
- 32" Deck Height

5500 FM 38N, BROOKSTON, TX 75421 • NORSTARCOMPANY.COM



## ***BASE SPECS***

WIDTH	LENGTH	GVWR	AXLES	TIRE/WHEEL	FRAME	WEIGHT
96	14	14,999	2 x 7,000 lb	235/80R16 8 Hole	10" I-Beam	5,302
96	16	14,999	2 x 7,000 lb	235/80R16 8 Hole	10" I-Beam	5,635
96	16	21,000	3 x 7,000 lb	235/80R16 8 Hole	10" I-Beam	5,780

\*WEIGHT OF UNITS ARE APPROXIMATES ONLY AND SUBJECT TO CHANGE DEPENDING ON OPTIONS

## ***DOG OPTIONAL FEATURES***

### **CODE DESCRIPTION**

- 082 Tandem 8k Axles
- S90 Solar Panel Charger
- R90 Wireless Remote
- W91 Cold Weather Harness
- J57 2 - 12k Hydraulic Jacks
- D60 Deck Over Neck



Three Way Spreader Gate



32" Deck Height, 18" Fold Down Sides



**WHERE DURABILITY MEETS AFFORDABILITY**

Photos may include optional features.

# DMG MODEL

24,900K Tandem Dual Square Bottom Dump



**IRONBULL**  
A NEW BREED OF TRAILERS



**HDSS**  
**HEAVY DUTY**  
**SUSPENSION SYSTEM**

Built after the DSG "Frankendump," this monster delivers all of the lifting power with it's 3 stage 12 ton telescopic cylinder. With a newly designed dump floor that's squared and Heavy Duty Ramps, you'll be able to haul large loads effortlessly. Packed with some serious features, you'll be the talk of the job site.



**TELESCOPIC CYLINDER STANDARD!**

BOX CAPACITY (CUBIC YARDS)	
SIZE	BASE
102x20	25.19

**102"**

Bed Width

**20'**

Bed Length

**24,900 lbs**

GVWR

**17,000 lbs**

Load Capacity

## STANDARD FEATURES

- 2 - 10,000 lb Premium Electric Brake Axles
- ST235/80 R16 LRE Radial Tires
- 12" 19lb I-Beam Frame
- 12" 19lb I-Beam Riser
- 12" 19lb I-Beam Neck
- 48" 10 Ga Dump Sides
- 25k 2 - 5/16" Adjustable Gooseneck Coupler
- 2 - 10k Drop Leg Jacks
- Front Full Tool Box
- 3 Stage Telescopic Cylinder (12 tons x 144")
- T80 Tarp System (Front Mount Galvanized Manual)
- Dual Mud Flaps
- Sealed Wiring Harness
- D-Rings 3 x 5/8" (8 Each)
- Spare Tire ST 235/80 R16 LRE 10 Ply
- Stake Pockets
- Flow Control Valve
- 2" x 6" Top Rail & Up Right Tubing
- Side Step Plate & Ladder
- Heavy Duty Suspension System
- Heavy Duty 16" x 96" Slide-in Ramps
- Powder Coat & Primer
- 38" Deck Height

5500 FM 38N, BROOKSTON, TX 75421 • NORSTARCOMPANY.COM



## ***OPTIONAL UPGRADE 12K AXLES FOR 24,900 GVWR***



**96" Long 2 x 3 1/4" Tubing Ramps**



**Heavy Duty Suspension System**



**Side Step Ladder & Barn Doors**



**Square Bottom Floor**



**12" 19 lb Frame, Neck & Risers**



**Locking Battery & Pump Box**

**WHERE DURABILITY MEETS AFFORDABILITY**



# DHG MODEL

12" I-Beam Gooseneck Dump Trailer



# IRONBULL®

A NEW BREED OF TRAILERS



# SUPER SINGLE 10s

NEW Iron Bull DHG dump trailer beast models are built to work hard! With a 12" I-Beam frame, neck and risers, up to 22k of GVWR and 2 - 10lb spring axles, these top tier components come together with the most rugged construction on the market to deliver a dump trailer like no other!



TELESCOPIC CYLINDER STANDARD!

## 12" I-BEAM

**83"**

Bed Width

**16'**

Bed Length

**22,000 lbs**

GVWR

**15,737 lbs**

Load Capacity

## STANDARD FEATURES

- 2 - 10,000 lb Spring Axles (2 Elec. Brakes)
- ST235/75 R17.5 LRJ Radial Tires
- 12" I-Beam Frame
- 12" I-Beam Riser
- 12" I-Beam Neck
- 24" 10 ga. Dump Sides Std.
- Gooseneck Coupler 2 5/16 Adjustable Rd. 25k
- Heavy Duty 16" x 96" Slide-In Ramps
- Diamond Plate Fenders (Weld On)
- Jack Spring Loaded Drop Leg 2-10k
- Telescopic 12 tons x 144"
- Tarp System (Front Mount)
- Standard Wiring Harness
- D-Rings 3" x 5/8" Weld On (4ech) Std.
- Spare Tire Mt. (Weld On)
- Side Step Plate
- Powder Coat & Primer
- 36" Deck Height

5500 FM 38N, BROOKSTON, TX 75421 • NORSTARCOMPANY.COM





**Bumperpull  
Available**

**Also Available with 3' and 4' Sides**



**3 Stage Telescopic Cylinder (12 tons x 144")**



**2 - 10k Drop Leg Jack**



**10k Super Single Spring Axles**



**3 Way Spreader Gate**

**WHERE DURABILITY MEETS AFFORDABILITY**



# DBG MODEL

14K Roll-Off Dump Trailer



# IRONBULL®

A NEW BREED OF TRAILERS



48" 10GA Dump Sides

Our DBG is our first ever roll-off dump trailer. Standard with 2 - 7k axles, 12" I-beam and a 20k winch and cable system. All backed by our industry leading Iron Clad Warranty. NOW AVAILABLE IN 20'!



### BOX CAPACITY (CUBIC YARDS)

SIZE	BASE
83x14	13
83x16	15
83x20	19

**83"**

Bed Width

**14' - 20'**

Bed Lengths

**14,000 lbs**

GVWR

**9,330 - 9,602 lbs**

Load Capacity

## STANDARD FEATURES

- 2 - 7,000 lb Axles Straight (2 Elec. Brakes)
- ST235/80 R16 LRE Radial Tires
- 10" I-Beam Frame & Neck
- 12" Risers
- 2" x 4" Tube Deck
- 4" x 8" Tube Rear Bumper
- Spare Tire Mount
- 25K 2-5/16" Adjustable Coupler
- Diamond Plate Fenders (Bolt On)
- 2-10k Spring Loaded Drop-Leg Jacks
- Side Step Plate
- Standard Wiring Harness
- 20k Winch With Cable
- 60.75" Rail Width
- Flow Control Valve
- Tool Box for Winch With 2 Batteries
- Safety Chain On Deck
- Front Tool Box
- TH-520 Scissor Hoist
- 6" Oval LED Lights
- 36" Deck Height

5500 FM 38N, BROOKSTON, TX 75421 • NORSTARCOMPANY.COM





**TH-520 Scissor Hoist**



**Barn Doors**



**Stackable Bins**



**Bumper Pull Option - DBB**

## **RB BIN SPECIFICATIONS**

- 2" x 4" Tube Frame
- 48" 10ga Dump Sides
- 59 3/4" x 83" (Width x Length)
- 10GA Reinforced Upper side
- 10GA Rigid Rail
- 1/4" Stacking Brackets
- 4 1/2" DIA Front & Rear Rollers
- Rear Barn Doors
- Stackable Bins
- Available in Black, Tan & Grey w/Primer Paint
- Front Mounted Tarp System
- 7" Stake Pockets
- 3" x 5/8" Weld-On D Rings

**WHERE DURABILITY MEETS AFFORDABILITY**

# DCB MODEL

14k General Duty Dump



Oversized Locking Front Toolbox



Norstar now offers a tandem axle 14k general duty dump trailer. This new dump boasts 14,000 GVWR with a 516 scissor hoist and can handle most any of your hauling needs. You can't beat the durability, versatility and value of this dump trailer. Designed with a 26" deck height which makes loading and unloading easy and efficient. Perfect for your everyday tasks!



**83"** — **14' - 16'** — **14,000 lbs** — **10,040 - 10,370 lbs**  
Bed Width                      Bed Lengths                      GVWR                      Load Capacity

## STANDARD FEATURES

- 2 - 7,000 lb Axles Straight (2 Elec. Brakes F-Adj.)
- ST235/80 R16 LRE Radial Tires
- Slide-In Ramps 16" x 80"
- Scissor Hoist TH-516
- Tube 2" x 6" Frame
- Full Length Bed Runners
- 10 ga. Floor
- 18" 10 ga. Dump Sides
- Barn Door Gate
- 2 5/16 Adjustable 14k Auto Latching Coupler
- Diamond Plate Fenders (Weld On)
- 10k Drop Leg Jack
- Tarp System (Front Mount)
- Lighting LED (OVAL 6" & 3/4" w/ Grommet)
- Sealed Wiring Harness
- D-Rings 3" x 5/8" Weld On (4ech) Std.
- Spare Tire Mount (Weld On)
- Ranch Gray Powder Coat
- Side Wall Board Caps Optional
- Standard Tarp
- Lockable Front Toolbox
- Power Up/Down + Gravity Hydraulics
- 26" Deck Height

5500 FM 38N, BROOKSTON, TX 75421 • NORSTARCOMPANY.COM



## **BASE SPECS**

WIDTH	LENGTH	GVWR	AXLES	TIRE/WHEEL	FRAME	WEIGHT
60	10	7,000	2 x 3,500 lb	205/75R15 LRD	2"x4" Tube	2,191
72	12	9,990	2 x 5,200 lb	225/75R15 LRD	2"x6" Tube	3,020
83	14	14,000	2 x 7,000 lb	235/80R16 8 Hole	2"x6" Tube	3,630
83	16	14,000	2 x 7,000 lb	235/80R16 8 Hole	2"x6" Tube	3,960

\*WEIGHT OF UNITS ARE APPROXIMATES ONLY AND SUBJECT TO CHANGE DEPENDING ON OPTIONS



**516 Scissor Hoist**



**Barn Door Gate**



**26" Deck Height & 20" 12ga Sides**



**16" x 80" Slide-In Ramps**



**WHERE DURABILITY MEETS AFFORDABILITY**



# DUB MODEL

4" Channel Dump Trailer



3500k Axles



Hydraulic Cylinder

*Taking the field by storm is the Norstar DUB. This first ever utility dump trailer comes standard with a hydraulic cylinder, 4' fold-in gate, adjustable coupler with the same heavy duty build that you have come to expect to get from Iron Bull.*



**60"**  
Bed Width

**10'**  
Bed Length

**3,500 lbs**  
GVWR

**2,023 - 2,464 lbs**  
Load Capacity

## STANDARD FEATURES

- 1-3500 lb Axles (Idler)
- Tube 2" x 4" x 1/8" Rear Bumper
- Handle 3/8" x 5"
- Hydraulic Cylinder
- 12ga Steel Sides
- 48" Tail Gate (Tube 1" x 2" x 1/8" & 2" x 2" x 1/8")
- Spring 7/16" wire
- Diamond Plate Fenders
- 2" 7k Adjustable Auto Latching Coupler
- Flow Control Valve
- Jack Swivel Topwind 5k
- Standard Wire Harness & 3/4" Lights
- Front Toolbox
- Stake Pockets
- ST205/75 R15 (D) 8Ply Radial Tires
- Black Premium Primer and Paint
- 22" Deck Height

5500 FM 38N, BROOKSTON, TX 75421 • NORSTARCOMPANY.COM



## **BASE SPECS**

MODEL	GVWR	AXLES	TIRE/WHEEL	TONGUE	WEIGHT
DUB6010031	3,500	1 x 3,500 lb	205/75R15 8 Ply	3" Channel	1,477



Front Toolbox



12ga Steel Sides



48" Fold-In Gate



**WHERE DURABILITY MEETS AFFORDABILITY**





# ***EQUIPMENT TRAILERS***

**DESIGNED FOR RELIABILITY, STRENGTH,  
AND EASE OF USE, MAKES THEM THE  
PERFECT PARTNER FOR TRANSPORTING  
HEAVY MACHINERY AND VEHICLES.**

**Built with a durable steel frame and  
reinforced decking, these trailers can  
handle even the most demanding loads.  
With features like secure tie-down points  
and easy-to-use ramps you can trust your  
equipment will stay safe and stable on the  
road. Whether for construction, farming,  
or landscaping, our equipment trailers  
provide a dependable solution for all  
your hauling needs.**







Pg. 30



Pg. 32



Pg. 34

## ETB14

*6" Channel Equipment*

- 16 - 26' Lengths
- 14,000 lbs GVWR

## EWB14

*Mini Beam Hauler*

- 18 - 24' Lengths
- 14,000 lbs GVWR

## ETG14

*Equipment Gooseneck*

- 20 - 44' Lengths
- 14,000 lbs GVWR



# ETB MODEL

6" Channel Equipment Trailer



**IRONBULL**  
A NEW BREED OF TRAILERS



The Iron Bull ETB has 14,000 lbs of Gross Vehicle Weight Rating ensure you have enough capacity for your heaviest loads, and expert craftsmanship combined with top-tier components ensure you have an effortless tow. Countless configurations ensure you can get a fit for any job.



**83"** \_\_\_\_\_ **16' - 26'** \_\_\_\_\_ **14,000 lbs** \_\_\_\_\_ **10,622 - 11,135 lbs**  
Deck Width                      Deck Lengths                      GVWR                      Load Capacity

## STANDARD FEATURES

- 5", 6" or 8" Channel Tongue & Frame
- ST235/80 R16 LRE Radial Tires
- 2 5/16" Adjustable Auto Latching Coupler
- 3" Structural Channel Crossmembers
- 2.5 x 2.5 Front Bumper Rail
- Rub Rail & Stake Pockets
- Removable Diamond Plate Fenders
- Cambered Brake Axles
- 2 Electric Brake Axles
- Multi-leaf Slipper Spring Suspension
- Black Mod Wheels\*
- 10k Drop-Leg Jack (7k on 5,500 lb axles)
- 18" x 5' Slide-in Ramps
- Treated Pine 2" x 8" Floor
- 4 Standard D-Rings
- Lifetime LED Lighting
- All Lighting DOT Approved
- Molded Sealed Harness with Resistors
- 7-Way Receiver Female Plug with Adapter
- Powder Coat & Primer
- 26" Deck Height

5500 FM 38N, BROOKSTON, TX 75421 • NORSTARCOMPANY.COM



## **BASE SPECS**


WIDTH	LENGTH	GVWR	AXLES	TIRE/WHEEL	TONGUE	WEIGHT
83	16	9,990	2 x 5,200 lb	225/75R15 6 Hole	5" Channel	2,535
83	18	9,990	2 x 5,200 lb	225/75R15 6 Hole	5" Channel	2,579
83	20	9,990	2 x 5,200 lb	225/75R15 6 Hole	5" Channel	2,757
83	16	14,000	2 x 7,000 lb	235/80R16 8 Hole	6" Channel	2,865
83	18	14,000	2 x 7,000 lb	235/80R16 8 Hole	6" Channel	2,965
83	20	14,000	2 x 7,000 lb	235/80R16 8 Hole	6" Channel	3,075
83	22	14,000	2 x 7,000 lb	235/80R16 8 Hole	6" Channel	3,153
83	24	14,000	2 x 7,000 lb	235/80R16 8 Hole	8" Channel	3,263
83	26	14,000	2 x 7,000 lb	235/80R16 8 Hole	8" Channel	3,378

\*WEIGHT OF UNITS ARE APPROXIMATES ONLY AND SUBJECT TO CHANGE DEPENDING ON OPTIONS

## **ETB OPTIONAL FEATURES**

### **CODE DESCRIPTION**

07ES3	Third Spring Axle (Three Brake Axles) 24'+
082	Tandem 8k Axles
02	102" Wide Deck
D06	2' Dove Tail & Slide In Ramps
D04	2' Dove & 5' Stand-Up Ramps
D07	3' Dove & Rampage Ramps
E02	Steel Floor
G01	Fork Holders
U50	Winch Plate 1/2"
W91	Cold Weather Harness
S02	Rear Supports (5k Swivel Jacks)
T46	Front Toolbox



**Rampage Ramps**



**102" Wide**



**Steel Floor**



**Stand-Up Ramps**

Photos may include optional features.

**WHERE DURABILITY MEETS AFFORDABILITY**

# EWB MODEL

8" I-Beam Equipment Trailer



# IRONBULL®

A NEW BREED OF TRAILERS



# 8"

## I-BEAM

The Iron Bull EWB is available in 14,000 or 16,000 GVWR. The oversized front toolbox provides you with an organized storage solution that eliminates clutter and reduces the risk of misplaced or lost tools. Standard with an 8" I-Beam frame and tongue, this equipment hauler can get the job done!



**NOW AVAILABLE IN 102" WIDE!**

**83"**

Deck Width

**18' - 24'**


Deck Lengths

**14,000 lbs**

GVWR

**10,462 - 10,792 lbs**

Load Capacity



**OVERSIZED FRONT TOOLBOX**



**8" I-BEAM FRAME & RUB RAILS**

5500 FM 38N, BROOKSTON, TX 75421 • NORSTARCOMPANY.COM



## BASE SPECS

WIDTH	LENGTH	GVWR	AXLES	TIRE/WHEEL	TONGUE	WEIGHT
83	18	14,000	2 x 7,000 lb	235/80R16 8 Hole	8" I-Beam	3,208
83	20	14,000	2 x 7,000 lb	235/80R16 8 Hole	8" I-Beam	3,298
83	22	14,000	2 x 7,000 lb	235/80R16 8 Hole	8" I-Beam	3,538
83	20	16,000	2 x 8,000 lb	235/80R16 8 Hole	8" I-Beam	3,660
83	22	16,000	2 x 8,000 lb	235/80R16 8 Hole	8" I-Beam	3,748
83	24	16,000	2 x 8,000 lb	235/80R16 8 Hole	8" I-Beam	3,968

\*WEIGHT OF UNITS ARE APPROXIMATES ONLY AND SUBJECT TO CHANGE DEPENDING ON OPTIONS

## STANDARD FEATURES

- Slide-in, Stand-up Ramps or Rampage Ramps
- 235/80 R16 Radial Tires
- 8" I-Beam Frame & Tongue (10 lbs/ft)
- 14,000 lb GVWR
- Tandem 7k Electric Brake Axles
- E-Z Lube Hubs
- Oversized Front Toolbox
- 10k Drop-Leg Bolt-On Jack
- 2" x 8" Treated Lumber Flooring
- Black Mod Wheels\*
- Weld-On 3" D-Rings
- Removable 14Ga Diamond Plate Fenders
- 3" Structural Crossmembers on 16" Centers
- Integrated Tie-Downs on Front Bump Rail
- Weld-On 3/8" Safety Chains
- 2 5/16" Adjustable Auto Latching Coupler
- Lifetime LED Stop, Signal, Marker, & License Plate Lights
- 6 Leaf Spring Suspension
- DOT Reflective Tape
- Electric Breakaway Kit with Charger
- All Lighting DOT Approved
- Molded Sealed Harness
- Powder Coat & Primer
- 27" Deck Height



Stand-up Ramps



8k Available



Rampage Ramps



HD Stand-up Ramps



102" Wide Available



Oversized Front Toolbox

Photos may include optional features.

## WHERE DURABILITY MEETS AFFORDABILITY

\* Due to supply chain, features and options may change based on availability.

# ETG MODEL

Gooseneck Equipment Trailer



Add some versatility to your fleet with our 14k Gooseneck. With two 7k axles and tons of standard features, Iron Bull equipment goosenecks are a great addition to any farm or jobsite. With tons of options, meet the Jack of all trades.



**Deck Heights:**  
6" Channel Frame - 25"  
8" Channel Frame - 27"  
10" Channel Frame - 29"

**83"** \_\_\_\_\_ **20' - 32'** \_\_\_\_\_ **14,000 lbs** \_\_\_\_\_ **8,980 - 10,240 lbs**  
Deck Width                      Deck Lengths                      GVWR                      Load Capacity

## STANDARD FEATURES

- 10" I-Beam Neck and 12" Risers
- 235/80R16 Radial Tires
- 2 5/16" Adjustable Coupler
- 3" Structural Channel Crossmembers
- Rub Rail and Stake Pockets
- Removable Diamond Plate Fenders (83" wide)
- Cambered Brake Axles
- Multi-leaf Slipper Spring Suspension
- E-Z Lube Hubs
- 2 Electric Brake Axles
- 5' Slide-in Ramps
- 2 -10k Drop-Leg Jacks
- Treated Pine 2"x 8" Floor
- 4 Standard 3" D-Rings
- Black Mod Wheels\*
- Locking Front Toolbox
- Lifetime LED Lighting
- All Lighting DOT Approved
- Molded Sealed Harness with Resistors
- 7-Way Receiver Female Plug with Adapter
- Powder Coat & Primer
- 26" Deck Height

5500 FM 38N, BROOKSTON, TX 75421 • NORSTARCOMPANY.COM



## **BASE SPECS**

WIDTH	LENGTH	GVWR	AXLES	TIRE/WHEEL	TONGUE	WEIGHT
83	20	14,000	2 x 7,000 lb	235/80R16 8 Hole	6" Channel	3,760
83	22	14,000	2 x 7,000 lb	235/80R16 8 Hole	6" Channel	3,770
83	24	14,000	2 x 7,000 lb	235/80R16 8 Hole	8" Channel	4,020
83	26	14,000	2 x 7,000 lb	235/80R16 8 Hole	8" Channel	4,310
83	28	14,000	2 x 7,000 lb	235/80R16 8 Hole	8" Channel	4,691
83	30	14,000	2 x 7,000 lb	235/80R16 8 Hole	8" Channel	4,770
83	32	14,000	2 x 7,000 lb	235/80R16 8 Hole	10" Channel	5,020
83	32	21,000	3 x 7,000 lb	235/80R16 8 Hole	10" Channel	5,156
83	34	21,000	3 x 7,000 lb	235/80R16 8 Hole	10" Channel	6,375
83	36	21,000	3 x 7,000 lb	235/80R16 8 Hole	10" Channel	6,600
83	38	21,000	3 x 7,000 lb	235/80R16 8 Hole	10" Channel	6,900
83	40	21,000	3 x 7,000 lb	235/80R16 8 Hole	10" Channel	7,400
83	42	21,000	3 x 7,000 lb	235/80R16 8 Hole	10" Channel	7,620
83	44	21,000	3 x 7,000 lb	235/80R16 8 Hole	10" Channel	7,845

\*WEIGHT OF UNITS ARE APPROXIMATES ONLY AND SUBJECT TO CHANGE DEPENDING ON OPTIONS

## **ETG OPTIONAL FEATURES**

### CODE DESCRIPTION

- 082 Tandem 8k Axles
- 02 102" Wide Deck
- D06 2' Dove Tail & Slide In Ramps
- D08 4' Dove Tail & Slide In Ramps
- D04 2' Dove & 5' Stand-Up Ramps
- D13 4' Dove & Rampage Ramps
- E02 Steel Floor
- G01 Fork Holders
- J55 2 Speed Drop-Leg Jacks
- U52 Winch Plate 1/2" (in neck)
- W91 Cold Weather Harness
- S02 Rear Supports (5k Swivel Jacks)
- D60 Deck Over Neck



102" Wide, Triple Axle



Rampage Ramps



7k Tandem Axles

**WHERE DURABILITY MEETS AFFORDABILITY**






# DECKOVER TRAILERS

DESIGNED FOR EASE OF USE AND DURABILITY FOR ANY LOAD. WITH THEIR OPEN-TOP DESIGN, YOU CAN EASILY ACCESS THE CARGO AREA FOR EFFORTLESS LOADING AND UNLOADING.

If you're looking for a reliable and versatile trailer to help with your hauling needs, a deckover trailer is a great option. Deckover trailers are great for hauling wide loads. The cargo area can be adjusted to accommodate different sizes and shapes of items. They are ideal for transporting oversized objects that wouldn't fit on regular trailers.



Pg. 38



Pg. 40



Pg. 42

## FLG22

*HD Low Pro Gooseneck*

- 20 - 40' Lengths
- 23,900 lbs GVWR

## FHG22

*Gooseneck Hydraulic Dove*

- 28 - 40' Lengths
- 23,900 lbs GVWR

## FDG14

*14k 10" I-Beam Gooseneck*

- 20 - 32' Lengths
- 14,000 lbs GVWR





Pg. 44



Pg. 46



Pg. 48

## FDP14

14k 10" I-Beam Pintle

- 16 - 32' Lengths
- 14,000 lbs GVWR

## FTG14

14k 12" I-Beam Gooseneck

- 25 - 32' Lengths
- 14,000 lbs GVWR

## FLP22

HD Low Pro Pintle

- 20 - 40' Lengths
- 23,900 lbs GVWR



# FLG22 MODEL

Gooseneck Low-Pro Equipment Trailer



## IRONBULL®

A NEW BREED OF TRAILERS



*Iron Bull Goosenecks are some of the most rugged and longest lasting units in service today. Low-Pro, pierced frame design lowers the deck 3" providing a lower center of gravity, more stable cornering and a lower loading angle for equipment.*

**HDSS**  
**HEAVY DUTY**  
**SUSPENSION SYSTEM**



**102"** — **20' - 40'** — **23,900 lbs** — **14,415 - 17,824 lbs**  
Deck Width      Deck Lengths      GVWR      Load Capacity

## STANDARD FEATURES

- 12" I - Beam Frame and Neck (19 lbs/ft)
- 235/80R16 Radial Tires
- Low Pro Deck
- 2 5/16" Adjustable Coupler
- 3" Structural Crossmembers
- 2.5 x 2.5 Front Bumper Rail
- Lockable Full Neck Width Tool Box
- Rub Rail, Stake Pockets & Pipe Spools
- Standard Torque Tube & Underframe Bridge
- Heavy Duty Suspension System Standard
- 2 - 10k Electric Brake Axles
- Multi-leaf Slipper Spring Suspension
- E-Z Lube Hubs
- 25" Gooseneck Box
- 8' Slide-in Ramps
- 2 - 10k Drop-Leg Jack
- Treated Pine 2" x 8" Floor
- 4 Standard 3" D-Rings
- Black Mod Wheels\*
- Spare Tire & Mount
- Lifetime LED Lighting
- All Lighting DOT Approved
- Molded Sealed Harness with Resistors
- 7-Way Receiver Female Plug with Adapter
- Powder Coat & Primer
- 34" Deck Height

5500 FM 38N, BROOKSTON, TX 75421 • NORSTARCOMPANY.COM



## BASE SPECS

WIDTH	LENGTH	GVWR	AXLES	TIRE/WHEEL	FRAME	WEIGHT
102	20	23,900	2 x 10,000 lb	235/80R16 8 Hole	12" (19lb/ft)	
102	22	23,900	2 x 10,000 lb	235/80R16 8 Hole	12" (19lb/ft)	6,076
102	24	23,900	2 x 10,000 lb	235/80R16 8 Hole	12" (19lb/ft)	6,376
102	25	23,900	2 x 10,000 lb	235/80R16 8 Hole	12" (19lb/ft)	6,526
102	26	23,900	2 x 10,000 lb	235/80R16 8 Hole	12" (19lb/ft)	6,676
102	28	23,900	2 x 10,000 lb	235/80R16 8 Hole	12" (19lb/ft)	6,976
102	30	23,900	2 x 10,000 lb	235/80R16 8 Hole	12" (19lb/ft)	7,276
102	32	23,900	2 x 10,000 lb	235/80R16 8 Hole	12" (19lb/ft)	7,626
102	34	23,900	2 x 10,000 lb	235/80R16 8 Hole	12" (19lb/ft)	7,996
102	36	23,900	2 x 10,000 lb	235/80R16 8 Hole	12" (19lb/ft)	8,396
102	38	23,900	2 x 10,000 lb	235/80R16 8 Hole	12" (19lb/ft)	8,796
102	40	23,900	2 x 10,000 lb	235/80R16 8 Hole	12" (19lb/ft)	9,485

\*WEIGHT OF UNITS ARE APPROXIMATES ONLY AND SUBJECT TO CHANGE DEPENDING ON OPTIONS

## FLG22 OPTIONAL FEATURES

### CODE DESCRIPTION

10HS2	2 - 10,000 lb Electric Over Hydraulic Disc Axles
12ES2	2 - 12,000 lb Electric Brake Axles
12HS2	2 - 12,000 lb Electric Over Hydraulic Disc Brake
15ES2	2 - 15,000 lb Electric Brake Axles
15AS2	2 - 15,000 lb Air Ride Axles
10ES3	3 - 10,000 lb Electric Brake Axles
10HS3	3 - 10,000 lb Electric Over Hydraulic Brake Axles
12ES3	3 - 12,000 lb Electric Brake Axles
12HS3	3 - 12,000 lb Electric Over Hydraulic Brake Axles
D30	Rampage Ramps (2 - 40" Flip-Over Ramps w 5' Self Cleaning Dove)
D35	5' Self Cleaning Dove Tail with Slide-in Ramps
D31	5' Self Cleaning Dove Tail with 2 Flip-Over Ramps
D32	5' Self Cleaning Dove Tail with 3 Flip-Over Ramps
S01	Tube Rear Support Stands

### CODE DESCRIPTION

J55	2 Speed Drop-Leg Jacks
J56	2 - 12k Hydraulic Jacks
H72	6' Spread Axles
K21	12" Crossmembers (per ft)
D60	Deck Over Neck
T42	Additional Side Tool Box (ea.)
W91	Cold Weather Harness
T21	17.5" x 6.75" Tire Upgrade (ea.)
U30	Weld On Ratchet Track Only (per ft)
U32	Weld On Ratchets Every 5' (per ft)
U31	Weld On Track with Adjustable Ratchets Every 5'
U52	Winch Plate 1/2" (in neck)
T06	14-Ply 235/85 Tire Upgrade (ea.)



Rampage Ramps



Triple Axle Configurations



2 - 12k Electric Brake Axles

Photos may include optional features.

WHERE DURABILITY MEETS AFFORDABILITY



# FHG22 MODEL

Gooseneck Hydraulic Dove Trailer



**IRONBULL**  
A NEW BREED OF TRAILERS



*Our FHG comes equipped with our patented revolutionary design of the traditional hydraulic dove tail and is sure to be the biggest workhorse in your stable.*



**HDSS**  
HEAVY DUTY  
SUSPENSION SYSTEM



**102"** \_\_\_\_\_ **28' - 40'** \_\_\_\_\_ **23,900 lbs** \_\_\_\_\_ **13,970 - 15,545 lbs**  
Deck Width                      Deck Lengths                      GVWR                      Load Capacity

## STANDARD FEATURES

- 12" I-Beam Frame and Neck (19 lbs/ft)
- 235/80R16 Radial Tires
- 2 5/16" Adjustable Coupler
- 3" Structural Crossmembers
- Rub Rail, Stake Pockets & Pipe Spools
- Heavy Duty Suspension System Standard
- 2-10k Electric Brake Axles
- Multi-leaf Slipper Spring Suspension
- E-Z Lube Hubs
- Standard Torque Tube & Pipe Bridge
- Powder Coat & Primer
- Spare Tire & Mount
- 2 - 10k Drop-Leg Jacks
- Treated Pine 2" x 8" Floor
- 4 Standard 3" D-Rings
- Black Mod Wheels\*
- Lifetime LED Lighting
- All Lighting DOT Approved
- Molded Sealed Harness with Resistors
- 7-Way Receiver Female Plug with Adapter
- 34" Deck Height

5500 FM 38N, BROOKSTON, TX 75421 • NORSTARCOMPANY.COM



## BASE SPECS

WIDTH	LENGTH	GVWR	AXLES	TIRE/WHEEL	FRAME	WEIGHT
102	28	23,900	2 x 10,000 lb	235/80R16 8 Hole	12" (19lb/ft)	8,355
102	30	23,900	2 x 10,000 lb	235/80R16 8 Hole	12" (19lb/ft)	8,605
102	32	23,900	2 x 10,000 lb	235/80R16 8 Hole	12" (19lb/ft)	8,880
102	34	23,900	2 x 10,000 lb	235/80R16 8 Hole	12" (19lb/ft)	9,130
102	36	23,900	2 x 10,000 lb	235/80R16 8 Hole	12" (19lb/ft)	9,405
102	38	23,900	2 x 10,000 lb	235/80R16 8 Hole	12" (19lb/ft)	9,655
102	40	23,900	2 x 10,000 lb	235/80R16 8 Hole	12" (19lb/ft)	9,930

\*WEIGHT OF UNITS ARE APPROXIMATES ONLY AND SUBJECT TO CHANGE DEPENDING ON OPTIONS

## FHG22 OPTIONAL FEATURES

### CODE DESCRIPTION

- 10HS2 2 - 10,000 lb Electric Over Hydraulic Disc Axles
- 12ES2 2 - 12,000 lb Electric Brake Axles
- 12HS2 2 - 12,000 lb Electric Over Hydraulic Disc Brake
- 15ES2 2 - 15,000 lb Electric Brake Axles
- 15AS2 2 - 15,000 lb Air Ride Axles
- 10ES3 3 - 10,000 lb Electric Brake Axles
- 10HS3 3 - 10,000 lb Electric Over Hydraulic Brake Axles
- 12ES3 3 - 12,000 lb Electric Brake Axles
- 12HS3 3 - 12,000 lb Electric Over Hydraulic Brake Axles
- D96 9' Hydraulic Dove Tail with Cleats on OUTSIDE ONLY
- D97 9' Hydraulic Dove Tail with Cleats FULL TAIL
- D98 9' Hydraulic Dove SELF CLEANING OUTSIDE ONLY
- D99 9' Hydraulic Dove FULL SELF CLEANING
- D95 9' Hydraulic Dove Tail Blackwood OUTSIDE ONLY
- J56 2 - 12k Hydraulic Jacks
- H72 6' Spread Axles

### CODE DESCRIPTION

- K21 12" Crossmembers (per ft)
- D60 Deck Over Neck
- T42 Additional Side Tool Box (ea.)
- J55 2 Speed Drop-Leg Jacks
- W91 Cold Weather Harness
- T21 17.5" x 6.75" Tire Upgrade (ea.)
- U30 Weld On Ratchet Track Only (per ft)
- U32 Weld On Ratchets Every 5' (per ft)
- U31 Weld On Track with Adjustable Ratchets Every 5'
- R90 Wireless Remote
- U52 Winch Plate 1/2" (in neck)
- T06 14-Ply 235/85 Tire Upgrade (ea.)



Blackwood Floor Option



Up to 15k Axles



D98 Self Cleaning w/ Cleats Outside

WHERE DURABILITY MEETS AFFORDABILITY



# FDG14 MODEL

14k 10" I-Beam Deckover Gooseneck



Our FDG14 Gooseneck features a 10" I-Beam frame and neck. Our deckover goosenecks come standard with a long list of great features to get your day-to-day tasks complete. See our FTG model for 12" I-Beam frame and longer length decks.



**102"**

Deck Width

**20' - 32'**

Deck Lengths

**14,000 lbs**

GVWR

**7,854 - 9,544 lbs**

Load Capacity

## STANDARD FEATURES

- 10" x 12lb I-Beam Frame
- 235/80R16 Radial Tires
- 2 5/16" Adjustable Coupler
- 3" Structural Channel Crossmembers
- 6" Tubing Outer Rails
- Rub Rail, Stake Pockets & Pipe Spools
- Diamond Plate Fender Plates
- Cambered Spring Axles
- Multi-leaf Slipper Spring Suspension
- Treated Pine 2" x 8" Floor
- 2 Electric Brake Axles
- Dual Stirrup Steps
- 2 - 10k Drop-Leg Jacks
- 8' Slide-in Ramps
- 4 Standard 3" D-Rings
- Black Mod Wheels\*
- Lifetime LED Lighting
- All Lighting DOT Approved
- 7-Way Receiver Female Plug with Adapter
- Powder Coat & Primer
- 35" Deck Height

5500 FM 38N, BROOKSTON, TX 75421 • NORSTARCOMPANY.COM



## BASE SPECS

WIDTH	LENGTH	GVWR	AXLES	TIRE/WHEEL	FRAME	WEIGHT
102	20	14,000	2 x 7,000 lb	235/80R16 8 Hole	10" (12lb/ft)	4,456
102	22	14,000	2 x 7,000 lb	235/80R16 8 Hole	10" (12lb/ft)	4,672
102	24	14,000	2 x 7,000 lb	235/80R16 8 Hole	10" (12lb/ft)	4,968
102	25	14,000	2 x 7,000 lb	235/80R16 8 Hole	10" (12lb/ft)	5,230
102	26	14,000	2 x 7,000 lb	235/80R16 8 Hole	10" (12lb/ft)	4,868
102	28	14,000	2 x 7,000 lb	235/80R16 8 Hole	10" (12lb/ft)	5,040
102	30	14,000	2 x 7,000 lb	235/80R16 8 Hole	10" (12lb/ft)	5,960
102	32	14,000	2 x 7,000 lb	235/80R16 8 Hole	10" (12lb/ft)	6,146

\*WEIGHT OF UNITS ARE APPROXIMATES ONLY AND SUBJECT TO CHANGE DEPENDING ON OPTIONS

## FDG14 OPTIONAL FEATURES

CODE	DESCRIPTION
08ES2	2 - 8,000 lb Axles (2 Elec. Brakes)
D30	5' Dove & 5' Rampage Ramps*
E02	Steel Floor
J55	2 Speed Drop-Leg Jacks
U52	Winch Plate 1/2" (in neck)
D60	Deck Over Neck

\* Only available on 25' models and up




Photos may include optional features.

WHERE DURABILITY MEETS AFFORDABILITY



# FDP14 MODEL

14k 10" I-Beam Pintle Equipment Trailer



Our FDP14 Deckover Pintle features a 10" I-Beam frame and tongue. Our traditional deckovers come standard with 2-7k axles, 10k jacks, treated pine floor, 35" deck height, lifetime LED lighting, 8' Slide-in Ramps and more.



**102"**  
Deck Width

**16' - 32'**  
Deck Lengths

**14,000 lbs**  
GVWR

**8,456 - 9,912 lbs**  
Load Capacity

## STANDARD FEATURES

- 10" I-Beam Frame and Tongue
- 235/80R16 Radial Tires
- 2 5/16" Adjustable Auto Latching Coupler
- 3" Structural Crossmembers
- Rub Rail, Stake Pockets & Pipe Spools
- 2 Electric Brake Axles
- Cambered Spring Axles
- E-Z Lube Hubs

- Multi-leaf Slipper Spring Suspension
- Full 102' Wide Deckover
- 8' Slide-in Ramps
- Dual Stirrup Steps
- 10k Drop-Leg Jack
- Treated Pine 2" x 8" Floor
- 4 Standard 3" D-Rings

- Black Mod Wheels\*
- Lifetime LED Lighting
- All Lighting DOT Approved
- Molded Sealed Harness with Resistors
- 7-Way Receiver Female Plug with Adapter
- Powder Coat & Primer
- 35" Deck Height

5500 FM 38N, BROOKSTON, TX 75421 • NORSTARCOMPANY.COM

## BASE SPECS

WIDTH	LENGTH	GVWR	AXLES	TIRE/WHEEL	FRAME	WEIGHT
102	16	14,000	2 x 7,000 lb	235/80R16 8 Hole	10" (12lb/ft)	4,088
102	18	14,000	2 x 7,000 lb	235/80R16 8 Hole	10" (12lb/ft)	4,244
102	20	14,000	2 x 7,000 lb	235/80R16 8 Hole	10" (12lb/ft)	4,400
102	22	14,000	2 x 7,000 lb	235/80R16 8 Hole	10" (12lb/ft)	4,556
102	24	14,000	2 x 7,000 lb	235/80R16 8 Hole	10" (12lb/ft)	4,634
102	25	14,000	2 x 7,000 lb	235/80R16 8 Hole	10" (12lb/ft)	4,712
102	26	14,000	2 x 7,000 lb	235/80R16 8 Hole	10" (12lb/ft)	4,868
102	28	14,000	2 x 7,000 lb	235/80R16 8 Hole	10" (12lb/ft)	5,040
102	30	14,000	2 x 7,000 lb	235/80R16 8 Hole	10" (12lb/ft)	5,138
102	32	14,000	2 x 7,000 lb	235/80R16 8 Hole	10" (12lb/ft)	5,544

\*WEIGHT OF UNITS ARE APPROXIMATES ONLY AND SUBJECT TO CHANGE DEPENDING ON OPTIONS

## FOPI4 OPTIONAL FEATURES

CODE	DESCRIPTION
07ES3	Third Spring Axle (Three Electric Brakes)
08ES2	2 - 8,000 lb Axles (2 Elec. Brakes)
D30	5' Dove & 5' Rampage Ramps *
E02	Steel Floor
J55	2 Speed Drop-Leg Jacks
U50	Winch Plate (Floor)
E04	Rough Oak Flooring
T46	Tongue Mount Toolbox

\* Only available on 25' models and up



Photos may include optional features.

WHERE DURABILITY MEETS AFFORDABILITY



# FTG14 MODEL

14k 12" I-Beam Deckover Gooseneck



**IRONBULL®**  
A NEW BREED OF TRAILERS



Our FTG14 Gooseneck features a 12" I-Beam frame and neck. The heavier frame and structure allow for longer lengths and triple axle configurations in comparison to our FDG14 model that feature a 10" I-Beam frame and neck.



**102"** \_\_\_\_\_ **20' - 34'** \_\_\_\_\_ **14,000 lbs** \_\_\_\_\_ **6,922 - 8,240 lbs**  
Deck Width                      Deck Lengths                      GVWR                      Load Capacity

## STANDARD FEATURES

- 12" x 14lb I-Beam Frame
- 235/80R16 Radial Tires
- 2 5/16" Adjustable Coupler
- 3" Structural Channel Crossmembers
- 6" Tubing Outer Rails
- Rub Rail, Stake Pockets & Pipe Spools
- Diamond Plate Fender Plates
- Cambered Spring Axles
- Multi-leaf Slipper Spring Suspension
- Treated Pine 2" x 8" Floor
- 2 Electric Brake Axles
- Dual Stirrup Steps
- 2 - 10k Drop-Leg Jacks
- 8' Slide-in Ramps
- 4 Standard 3" D-Rings
- Black Mod Wheels\*
- Lifetime LED Lighting
- All Lighting DOT Approved
- 7-Way Receiver Female Plug with Adapter
- Powder Coat & Primer
- 37" Deck Height

5500 FM 38N, BROOKSTON, TX 75421 • NORSTARCOMPANY.COM

\* Due to supply chain, features and options may change based on availability.

## BASE SPECS

WIDTH	LENGTH	GVWR	AXLES	TIRE/WHEEL	TONGUE	WEIGHT
102	20	14,000	2 x 7,000 lb	235/80R16 8 Hole	12" (14lb/ft)	4,240
102	22	14,000	2 x 7,000 lb	235/80R16 8 Hole	12" (14lb/ft)	4,710
102	24	14,000	2 x 7,000 lb	235/80R16 8 Hole	12" (14lb/ft)	5,180
102	25	14,000	2 x 7,000 lb	235/80R16 8 Hole	12" (14lb/ft)	5,760
102	26	14,000	2 x 7,000 lb	235/80R16 8 Hole	12" (14lb/ft)	5,947
102	28	14,000	2 x 7,000 lb	235/80R16 8 Hole	12" (14lb/ft)	6,135
102	30	14,000	2 x 7,000 lb	235/80R16 8 Hole	12" (14lb/ft)	6,510
102	32	14,000	2 x 7,000 lb	235/80R16 8 Hole	12" (14lb/ft)	6,885
102	34	14,000	2 x 7,000 lb	235/80R16 8 Hole	12" (14lb/ft)	7,078
102	36	21,000	3 x 7,000 lb	235/80R16 8 Hole	12" (14lb/ft)	7,440
102	38	21,000	3 x 7,000 lb	235/80R16 8 Hole	12" (14lb/ft)	7,815
102	40	21,000	3 x 7,000 lb	235/80R16 8 Hole	12" (14lb/ft)	8,189

\*WEIGHT OF UNITS ARE APPROXIMATES ONLY AND SUBJECT TO CHANGE DEPENDING ON OPTIONS

## FTG14 OPTIONAL FEATURES

### CODE DESCRIPTION

- 07ES3 Third Spring Axle (Three Electric Brakes)
- 08ES2 2 - 8,000 lb Axles (2 Elec. Brakes)
- D30 5' Dove & 5' Rampage Ramps\*
- E02 Steel Floor
- J55 2 Speed Drop-Leg Jacks
- U52 Winch Plate 1/2" (in neck)
- E04 Rough Oak Flooring
- D60 Deck Over Neck

\* Only available on 25' models and up



Photos may include optional features.

WHERE DURABILITY MEETS AFFORDABILITY



# FLP22 MODEL

22k Deckover Pintle Trailer



## IRONBULL®

A NEW BREED OF TRAILERS



### HDSS HEAVY DUTY SUSPENSION SYSTEM

We designed our FLP22 Heavy Pintle with the idea of making things easier for the customer. With up to 3 15k axles, optional Rampage Ramps, 3" 60k pintle eye coupler and a self-cleaning dovetail, the FLP22 makes hauling even the heaviest machinery a smooth ride.



**102"** — **20' - 24'** — **23,900 lbs** — **15,744 - 17,630 lbs**  
Deck Width                      Deck Lengths                      GVWR                      Load Capacity

## STANDARD FEATURES

- 12" I - Beam Frame (19 lbs/ft)
- 235/80R16 Radial Tires
- 60k Pintle Eye Coupler
- 3" Structural Crossmembers
- 2.5 x 2.5 Front Bumper Rail
- Rub Rail, Stake Pockets & Pipe Spools
- Standard Torque Tube & Underframe Bridge
- Heavy Duty Suspension System Standard
- 2 - 10k Electric Brake Axles
- Multi-leaf Slipper Spring Suspension
- E-Z Lube Hubs
- 8' Slide-in Ramps
- 10k Drop-Leg Jack
- Treated Pine 2" x 8" Floor
- 4 Standard 3" D-Rings
- Black Mod Wheels\*
- Lifetime LED Lighting
- All Lighting DOT Approved
- Molded Sealed Harness with Resistors
- 7-Way Receiver Female Plug with Adapter
- Powder Coat & Primer
- 34" Deck Height

5500 FM 38N, BROOKSTON, TX 75421 • NORSTARCOMPANY.COM

## BASE SPECS

WIDTH	LENGTH	GVWR	AXLES	TIRE/WHEEL	FRAME	WEIGHT
102	20	23,900	2 x 10,000 lb	235/80R16 8 Hole	12" (19lb/ft)	6,270
102	22	23,900	2 x 10,000 lb	235/80R16 8 Hole	12" (19lb/ft)	6,456
102	24	23,900	2 x 10,000 lb	235/80R16 8 Hole	12" (19lb/ft)	6,550
102	25	23,900	2 x 10,000 lb	235/80R16 8 Hole	12" (19lb/ft)	6,656
102	26	23,900	2 x 10,000 lb	235/80R16 8 Hole	12" (19lb/ft)	6,770
102	28	23,900	2 x 10,000 lb	235/80R16 8 Hole	12" (19lb/ft)	6,856
102	30	23,900	2 x 10,000 lb	235/80R16 8 Hole	12" (19lb/ft)	7,056
102	32	23,900	2 x 10,000 lb	235/80R16 8 Hole	12" (19lb/ft)	7,256
102	34	23,900	2 x 10,000 lb	235/80R16 8 Hole	12" (19lb/ft)	7,456
102	36	23,900	2 x 10,000 lb	235/80R16 8 Hole	12" (19lb/ft)	7,656
102	38	23,900	2 x 10,000 lb	235/80R16 8 Hole	12" (19lb/ft)	7,856
102	40	23,900	2 x 10,000 lb	235/80R16 8 Hole	12" (19lb/ft)	8,156

\*WEIGHT OF UNITS ARE APPROXIMATES ONLY AND SUBJECT TO CHANGE DEPENDING ON OPTIONS

## FLP22 OPTIONAL FEATURES

### CODE DESCRIPTION

10HS2	2 - 10,000 lb Electric Over Hydraulic Disc Axles
12ES2	2 - 12,000 lb Electric Brake Axles
12HS2	2 - 12,000 lb Electric Over Hydraulic Disc Brake
15ES2	2 - 15,000 lb Electric Brake Axles
15AS2	2 - 15,000 lb Air Ride Axles
10ES3	3 - 10,000 lb Electric Brake Axles
10HS3	3 - 10,000 lb Electric Over Hydraulic Brake Axles
12ES3	3 - 12,000 lb Electric Brake Axles
12HS3	3 - 12,000 lb Electric Over Hydraulic Brake Axles
D30	Rampage Ramps (2 - 40" Flip-Over Ramps w 5' Self Cleaning Dove)
D35	5' Self Cleaning Dove Tail with Slide-in Ramps
D31	5' Self Cleaning Dove Tail with 2 Flip-Over Ramps
D32	5' Self Cleaning Dove Tail with 3 Flip-Over Ramps

### CODE DESCRIPTION

S01	Tube Rear Support Stands
J55	2 Speed Drop-Leg Jacks
H72	6' Spread Axles
K21	12" Crossmembers (per ft)
T42	Additional Side Tool Box (ea.)
T46	Tongue Mount Toolbox
W91	Cold Weather Harness
T21	17.5" x 6.75" Tire Upgrade (ea.)
U30	Weld On Ratchet Track Only (per ft)
U32	Weld On Ratchets Every 5' (per ft)
U31	Weld On Track with Adjustable Ratchets Every 5'
U50	Winch Plate (Floor)
T06	14-Ply 235/85 Tire Upgrade (ea.)



Photos may include optional features.

WHERE DURABILITY MEETS AFFORDABILITY



# FLP50 MODEL

Super HD Pintle Trailer



## IRONBULL®

A NEW BREED OF TRAILERS



Heavy hauling just met its match with the FLP50. With up to a 50,000 GVWR, 102" deck width, up to 3 axles, coupled with a 14" I-Beam frame and 6" Junior I-Beam Crossmembers you'll be hard-pressed to find something this beast can't carry. Loading and unloading is half the battle, and we thought about that too with a 6' self-cleaning dove tail and HD spring assist ramps std., the FLP almost makes it look easy.



**HDSS**  
HEAVY DUTY  
SUSPENSION SYSTEM



**102"** — **25' - 30'** — **50,000 lbs** — **40,550 - 41,005 lbs**  
Deck Width      Deck Lengths      GVWR      Load Capacity

## STANDARD FEATURES

- 14" (26lb/ft) I-Beam Frame
- ST 215/75R17.5 LRH Radial Tires
- 2" x 8" Treated Wood Floor
- Dual 2-Speed 25k Jacks
- 6' Dove Tail with Spring Assist Ramps
- 6" Jr. I-Beam Crossmembers
- Heavy Duty Suspension System
- 2 - 10k Electric Brake Axles
- Multi-leaf Slipper Spring Suspension
- E-Z Lube Hubs
- ABS on Front Axle
- 1" x 4" D-Rings
- Integrated Bumper Tie-Downs
- Black Mod Wheels\*
- 60k Pintle Eye Coupler
- Lifetime LED Lighting
- All Lighting DOT Approved
- Molded Sealed Harness with Resistors
- 7-Way Semi-Style Plug
- Powder Coat & Primer
- 37" Deck Height

5500 FM 38N, BROOKSTON, TX 75421 • NORSTARCOMPANY.COM

## ***BASE SPECS***

WIDTH	LENGTH	GVWR	AXLES	TIRE/WHEEL	FRAME	WEIGHT
102	25	50,000	3 x 22,500 lb	ST 215/75R17.5 LRH	14" (26lb/ft)	8,995
102	26	50,000	3 x 22,500 lb	ST 215/75R17.5 LRH	14" (26lb/ft)	9,050
102	28	50,000	3 x 22,500 lb	ST 215/75R17.5 LRH	14" (26lb/ft)	9,246
102	30	50,000	3 x 22,500 lb	ST 215/75R17.5 LRH	14" (26lb/ft)	9,450

\*WEIGHT OF UNITS ARE APPROXIMATES ONLY AND SUBJECT TO CHANGE DEPENDING ON OPTIONS

## ***FLP50 OPTIONAL FEATURES***

CODE	DESCRIPTION
AR1	Air Ride
AL1	Air Ride with Lift Axle
T48	Oversized Tongue Mount Toolbox
T24	18-Ply Tire Upgrade
J56	2 - 12k Hydraulic Jacks
D27	Hydraulic Ramps



Photos may include optional features.

**WHERE DURABILITY MEETS AFFORDABILITY**



# FXG22 MODEL

22k Tandem Dual Deckover



Tandem Duals



12" 19lb I-Beam Neck

*Norstar Gooseneck Trailers deliver the same quality, usability and reliability as you've come to expect from IronBull. Decades of experience contributed to create one of the most durable trailers available on the market today. Norstar Goosenecks are built to haul and get you there and back again and again.*



**102"** \_\_\_\_\_ **25' -40'** \_\_\_\_\_ **22,000 lbs** \_\_\_\_\_ **13,005 - 15,210 lbs**  
Deck Width                      Deck Lengths                      GWR                      Load Capacity

## STANDARD FEATURES

- 2 - 10,000 Lb Electric Brake Axles
- ST235/80 R16 LRE 10 Ply. (Dual)
- 12" 19lb I-Beam Frame & Neck
- 6" Channel Side Rail
- 16" Crossmembers (3" 3.5lb C-channel)
- 5 1/2" Torque Tube
- 102" X 5' Self Cleaning Dove Tail w/ Rampage Ramps
- Under Frame Bridge
- Front Tool Box
- Rub Rails w/Stake Pockets & Pipe Spools
- 2-5/16" Gooseneck Coupler Adjustable Rd. 25K
- Treated Wood Floor
- Spring Loaded Drop Leg Jack 2-10K
- D-Rings 3" x 5/8" Weld On (4 ea)
- Spare Tire ST235/80 R16 LRE 10 Ply. (Dual)
- Mud Flaps with Norstar Logo (Dual Tires)
- Standard Wire Harness
- New Diamond Plate Steps
- Powder Coat & Primer
- One Year Warranty
- 32" Deck Height

5500 FM 38N, BROOKSTON, TX 75421 • NORSTARCOMPANY.COM

## ***BASE SPECS***

WIDTH	LENGTH	GVWR	AXLES	TIRE/WHEEL	FRAME	WEIGHT
102	25	22,000	2 x 10,000 lb	ST 235/80R16 LRE	12" (19lb/ft)	6,790
102	26	22,000	2 x 10,000 lb	ST 235/80R16 LRE	12" (19lb/ft)	6,962
102	28	22,000	2 x 10,000 lb	ST 235/80R16 LRE	12" (19lb/ft)	7,297
102	30	22,000	2 x 10,000 lb	ST 235/80R16 LRE	12" (19lb/ft)	7,606
102	32	22,000	2 x 10,000 lb	ST 235/80R16 LRE	12" (19lb/ft)	7,893
102	34	22,000	2 x 10,000 lb	ST 235/80R16 LRE	12" (19lb/ft)	8,179
102	36	22,000	2 x 10,000 lb	ST 235/80R16 LRE	12" (19lb/ft)	8,400
102	38	22,000	2 x 10,000 lb	ST 235/80R16 LRE	12" (19lb/ft)	8,708
102	40	22,000	2 x 10,000 lb	ST 235/80R16 LRE	12" (19lb/ft)	8,995

\*WEIGHT OF UNITS ARE APPROXIMATES ONLY AND SUBJECT TO CHANGE DEPENDING ON OPTIONS



**Front Toolbox Between Neck**



**Spare Tire (Standard On Tandem Duals)**



**Rampage Ramps**



**LED Lighting**

**WHERE DURABILITY MEETS AFFORDABILITY**





# **TILT TRAILERS**

**DESIGNED FOR HAULING VEHICLES WITH  
LOW GROUND CLEARANCE FOR NO  
HASSLE LOADING AND UNLOADING.**

**Go full tilt with your trailering! Our quality  
craftsmanship and extended range of  
optional features makes our tilt trailers  
the best on the market. IronBull gravity tilt  
decks offer a great alternative to ramps,  
steep loading angles and possible hang up  
points of traditional flat deck units.**







Pg. 56



Pg. 58



Pg. 60

## TWB14

*Mini-Beam Tilt*

- 20 - 24' Lengths
- 14,000 lbs GVWR

## TLB14

*Low Pro Bumper Tilt*

- 16 - 26' Lengths
- 14,000 lbs GVWR

## TDP14

*Deckover Pintle Tilt*

- 22 - 28' Lengths
- 14,000 lbs GVWR



# TWB MODEL

Mini-Beam Tilt Trailer



## IRONBULL

A NEW BREED OF TRAILERS



We have a new Bull on the market! It's our 8" I-Beam 102 wide tilt equipment hauler. Iron Bull Gravity Tilt Decks offer a great alternative to ramps, steep loading angles and possible hang up points of traditional flat deck units. 14,000 lbs of gross vehicle weight rating ensures you have enough capacity for your heaviest loads, as well as expert craftsmanship combined with top-tier components will ensure you have an effortless tow. It's a great fit for work and play.



### MINI BEAM TILT



**83"** — **20' - 24'** — **14,000 lbs** — **9,447 - 9,778 lbs**  
Deck Width      Deck Lengths      GVWR      Load Capacity

## STANDARD FEATURES

- 8" 10 lb I Beam Frame
- 235/80 R16 Radial Tires
- 14 Degree Tilt Angles
- 14k GVWR
- 4,400 lbs est Weight (20') Gravity Tilt
- Oversized Front Toolbox
- 2 - 7,000 lb Torsion Axles
- Cambered Torsion Axles
- 2 5/16" Adjustable Auto Latching Coupler
- 3" Structural Crossmembers
- Knife Edge Tail (1/4" Diamond Plate)
- Removable Diamond Plate Fenders
- Rub Rail and Stake Pockets
- 10k Drop-Leg Jack
- 4 Standard 3" D-Rings
- E-Z Lube Hubs
- Black Mod Wheels\*
- 3" x 10" Cylinder with 1.5" Shaft
- Multi-Leaf Slipper Spring Suspension
- Treated Pine Floor
- Lifetime LED Lighting
- All Lighting DOT Approved
- Molded Sealed Harness with Resistors
- 7-Way Receiver Female Plug with Adapter
- Powder Coat & Primer
- 23" Deck Height

5500 FM 38N, BROOKSTON, TX 75421 • NORSTARCOMPANY.COM



**GO FULL TILT!**  
**WITH TOP-TIER CRAFTSMANSHIP, THIS**  
**NEW TILT BULL GIVES THE ABILITY TO**  
**HANDLE HEAVY LOADS EFFORTLESSLY**

**BASE SPECS**

WIDTH	LENGTH	GVWR	AXLES	TIRE/WHEEL	STATIONARY	WEIGHT
83"	20	14,000	2 X 7,000 lb	235/80R16 8 Hole	4'	4,222
83"	22	14,000	2 X 7,000 lb	235/80R16 8 Hole	6'	4,376
83"	24	14,000	2 X 7,000 lb	235/80R16 8 Hole	8'	4,553

\*WEIGHT OF UNITS ARE APPROXIMATES ONLY AND SUBJECT TO CHANGE DEPENDING ON OPTIONS

**TWB OPTIONAL**  
**FEATURES**

CODE	DESCRIPTION
E02	Steel Floor
08ES2	Tandem 8k Axles
A36	Full Deck Tilt (Power Included)
T06	14-Ply 235/85 Tire Upgrade (ea.)
02	102" Wide Deck (83" Between Fenders)
K21	12" Crossmembers
E03	Blackwood Floor
W91	Cold Weather Harness
U50	Winch Plate (Floor)



83" or 102" Wide



Updated Latch



**WHERE DURABILITY MEETS AFFORDABILITY**



# TLB MODEL

Low-Pro Tilt Trailer



Gooseneck Available

Our 83" wide 14k bumper pull is by far our most popular tilt model. With two 7k axles, tons of standard features and the option between gravity and power tilt, this model is a perfect fit for the contractor or weekend warrior.



22" DECK HEIGHT & 11 DEGREE LOADING ANGLE!



**83"** — **16' - 26'** — **14,000 lbs** — **9,344 - 10,285 lbs**  
Deck Width      Deck Lengths      GVWR      Load Capacity

## STANDARD FEATURES

- 6" Channel Tongue (8.2 lbs/ft)
- 235/80 R16 Radial Tires
- 2 - 5200 or 7000 lb Torsion Axles
- 2 5/16" Adjustable Auto Latching Coupler
- 3" Structural Crossmembers
- 11 Degree Loading Angle
- Knife Edge Tail (1/4" Diamond Plate)
- Removable Diamond Plate Fenders
- Rub Rail and Stake Pockets
- 10k Drop-Leg Jack
- 4 Standard 3" D-Rings
- E-Z Lube Hubs
- Black Mod Wheels\*
- 3" x 10" Cylinder with 1.5" Shaft
- Cambered Torsion Axles
- Multi-leaf Slipper Spring Suspension
- 2" x 8" Treated Pine Floor
- Lifetime LED Lighting
- All Lighting DOT Approved
- Molded Sealed Harness with Resistors
- 7-Way Receiver Female Plug with Adapter
- Powder Coat & Primer
- 22" Deck Height

5500 FM 38N, BROOKSTON, TX 75421 • NORSTARCOMPANY.COM

## BASE SPECS

WIDTH	LENGTH	GVWR	AXLES	TIRE/WHEEL	STATIONARY	WEIGHT
83	16	9,990	2 x 5,200 lb	225/75R16 6 Hole	0' (Power Tilt Only)	
83	18	9,990	2 x 5,200 lb	225/75R16 6 Hole	2'	
83	20	9,990	2 x 5,200 lb	225/75R16 6 Hole	4'	
83	16	14,000	2 x 7,000 lb	225/75R16 6 Hole	0'	3,715
83	18	14,000	2 x 7,000 lb	235/80R16 8 Hole	2'	3,869
83	20	14,000	2 x 7,000 lb	235/80R16 8 Hole	4'	3,957
83	22	14,000	2 x 7,000 lb	235/80R16 8 Hole	6'	4,112
83	24	14,000	2 x 7,000 lb	235/80R16 8 Hole	8'	4,354
83	26	14,000	2 x 7,000 lb	235/80R16 8 Hole	10'	4,656

\*WEIGHT OF UNITS ARE APPROXIMATES ONLY AND SUBJECT TO CHANGE DEPENDING ON OPTIONS

## TLB OPTIONAL FEATURES

### CODE DESCRIPTION

V58	Power Up/Power Down
A36	Full Deck Tilt (Power Included)
02	102" Wide Deck (83" Between Fenders)
07ET3	Third Torsion Axle (Three Electric Brakes)
08ES2	Tandem 8k Axles
K21	12" Crossmembers
E02	Steel Floor
E03	Blackwood Floor
W91	Cold Weather Harness
T46	Front Tool Box (Gravity Only)
T06	14-Ply 235/85 Tire Upgrade (ea.)
U50	Winch Plate (Floor)



Knife Edge Tail




Full Power Tilt



Blackwood Flooring



102" Wide Deck Available



Photos may include optional features.

WHERE DURABILITY MEETS AFFORDABILITY




# TDP14 MODEL

14k Deckover Tilt Pintle Trailer



**IRONBULL**  
A NEW BREED OF TRAILERS



Our TDP14 Deckover features an 8" I-Beam tongue and frame, 14k GVWR and dual hydraulic cylinders with optional scissor. The TDP is built to deliver maximum performance and versatility.



ALSO AVAILABLE IN GOOSENECK

**102"**

Deck Width

**22' - 30'**

Deck Lengths

**14,000 lbs**

GVWR

**8,320 - 9,700 lbs**

Load Capacity

## STANDARD FEATURES

- 8" I-Beam Frame (10 lbs/ft)
- 235/80R16 Radial Tires
- 2 5/16" Adjustable Auto Latching Coupler
- 3" Structural Crossmembers
- 4" Tube Frame Runners
- Rub Rail, Stake Pockets & Pipe Spools
- Cambered Spring Axles

- Multi-leaf Slipper Spring Suspension
- E-Z Lube Hubs
- 2 Electric Brake Axles
- 10k Drop-Leg Jack
- Treated Pine 2" x 8" Floor
- 4 Standard 3" D-Rings
- Black Mod Wheels\*

- Lifetime LED Lighting
- All Lighting DOT Approved
- Molded Sealed Harness with Resistors
- 7-Way Receiver Female Plug with Adapter
- Powder Coat & Primer
- Dual Cylinder Lift
- 35" Deck Height

5500 FM 38N, BROOKSTON, TX 75421 • NORSTARCOMPANY.COM

**BASE SPECS**


WIDTH	LENGTH	GVWR	AXLES	TIRE/WHEEL	FRAME	WEIGHT
102	22	14,000	2 x 7,000 lb	235/80R16 8 Hole	8" I-Beam	4,300
102	24	14,000	2 x 7,000 lb	235/80R16 8 Hole	8" I-Beam	4,800
102	26	14,000	2 x 7,000 lb	235/80R16 8 Hole	8" I-Beam	5,070
102	28	14,000	2 x 7,000 lb	235/80R16 8 Hole	8" I-Beam	5,430
102	30	14,000	2 x 7,000 lb	235/80R16 8 Hole	8" I-Beam	5,680

\*WEIGHT OF UNITS ARE APPROXIMATES ONLY AND SUBJECT TO CHANGE DEPENDING ON OPTIONS

**TOPI4 OPTIONAL FEATURES**

CODE	DESCRIPTION
07ES3	Third Spring Axle (Three Electric Brakes)
08ES2	Tandem 8k Axles
J58	Hydraulic 12k Jack
E02	Steel Floor
E03	Blackwood Floor
K21	12" Crossmembers
E01	3" Adjustable Pintle Ring
T01	Weld on Spare Tire Mount
R01	Winch Plate 1/2" (in floor)
W91	Cold Weather Harness
V50	Scissor Hoist TH-516

**102" FULL DECK WIDTH**



Photos may include optional features.

**WHERE DURABILITY MEETS AFFORDABILITY**






# UTILITY TRAILERS

**WITH THEIR STURDY CONSTRUCTION  
AND AMPLE STORAGE SPACE, UTILITY  
TRAILERS ARE VALUABLE FOR  
HOMEOWNERS, LANDSCAPERS, AND  
SMALL BUSINESS OWNERS.**

**We are the leading manufacturer of  
high-quality utility trailers designed to meet  
the unique needs of our customers. A utility  
trailer can be a game-changer when  
completing tasks and transporting cargo.  
With us, you can rest assured that you're  
getting a high-quality, durable, and versatile  
trailer that will provide years of reliable use.**








Pg. 64

## UTB03

*Single Axle Utility*

- 12 - 14' Lengths
- 3,500 GVWR



Pg. 65

## UTB07

*Tandem Axle Utility*

- 14 - 18' Lengths
- 7,000 GVWR



# UTB03 MODEL

Single Axle Utility Trailer



## STANDARD FEATURES

- 1 - 3500 lb Axle (Idler)
- ST205/75 R15 (D) 8Ply
- Channel 4" x 4.5 lbs Frame & Tongue
- Angle 2.5" x 2.5" X 3/16" Crossmembers
- Tube 2" x 4" x 1/8" Rear Bumper
- Straight Deck (Std.)
- Tube Top Rail (Tube 2" x 2" x 1/8")
- 4' Fold-In Gate
- 4" Tail Gate w/ Springs (Tube 2" x 2" X 1/8" & Angle 2 1/2" x 2 1/2" x 3/16")
- Self-Retained Gate Pins
- Spring 7/16" wire
- DP Fender Step
- 2" A-Frame Coupler
- Jack Swivel Topwind 5k
- Teardrop Single Fender
- Treated Wood Floor
- C- Formed Front Bumper (Std.)
- Standard Wire Harness & 3/4" Lights
- Stake Pockets
- Tie Downs
- Spare Tire Mount
- Grey
- 21" Deck Height

*Taking the field by storm is the Iron Bull UTB. Our beefed up utility trailer packs a serious punch and is available in single or tandem axle configurations with the same heavy duty build that you have come to expect to get from Iron Bull.*

## BASE SPECS

WIDTH	LENGTH	GVWR	AXLES	TIRE/WHEEL	WEIGHT
83	12	3,500	1 x 3,500 lb	ST205/75R-15 LRD	1,500
83	14	3,500	1 x 3,500 lb	ST205/75R-15 LRD	

\*WEIGHT OF UNITS ARE APPROXIMATES ONLY AND SUBJECT TO CHANGE DEPENDING ON OPTIONS



**83"**

Deck Width

**12' - 14'**

Deck Lengths

**3,500 lbs**

GVWR

**2,000 lbs**

Load Capacity



Adjustable Coupler



4' Fold-In Gate



Fully LED Lighting With Fold-In Gate

5500 FM 38N, BROOKSTON, TX 75421 • NORSTARCOMPANY.COM

## BASE SPECS

WIDTH	LENGTH	GVWR	AXLES	TIRE/WHEEL	WEIGHT
83	14	7,000	2 x 3,500 lb	ST205/75R-15 LRD	1,817
83	16	7,000	2 x 3,500 lb	ST205/75R-15 LRD	1,927
83	18	7,000	2 x 3,500 lb	ST205/75R-15 LRD	2,059

\*WEIGHT OF UNITS ARE APPROXIMATES ONLY AND SUBJECT TO CHANGE DEPENDING ON OPTIONS



**83"** \_\_\_\_\_ **14' - 18'** \_\_\_\_\_ **7,000 lbs** \_\_\_\_\_ **4,941 - 5,183 lbs**  
 Deck Width                      Deck Lengths                      GVWR                      Load Capacity

## STANDARD FEATURES

- 2 - 3500 Lb Axles (1 Elec Brake & 1 Idler)
- ST205/75 R15 (D) 8Ply
- Channel 4" x 4.5LBS Frame & Tongue
- Angle 2.5" x 2.5" x 3/16" Crossmembers
- Tube 2" x 4" x 1/8" Rear Bumper
- Straight Deck (Std.)
- Tube Top Rail (Tube 2" x 2" x 1/8")
- 4' Fold-In Gate
- Treated Wood Floor
- 4" Tail Gate w/ Springs (Tube 2" x 2" x 1/8" & Angle 2 1/2" x 2 1/2" x 3/16")
- Self-Retained Gate Pins
- Spring 7/16" wire
- DP Fender Step
- Bumper Pull Adj 7k Coupler
- Jack Swivel Topwind 5k
- Teardrop Tandem Fender
- C- Formed Front Bumper (Std.)
- Standard Wire Harness & 3/4" Lights
- Stake Pockets
- Tie Downs
- Spare Tire Mount
- Grey
- Available 2nd Brake Axle
- 22" Deck Height



2" x 2" Top Tube Rail



Tear Drop Tandem Fender



C-Formed Front Bumper

WHERE DURABILITY MEETS AFFORDABILITY



## **SIDE EXTENSIONS**

CODE	DESCRIPTION
S43505552	24" Side Extensions 83" x 12'
S43505550	24" Side Extensions 83" x 14'
S43505551	24" Side Extensions 83" x 16'

CODE	DESCRIPTION
S43505553	24" Side Extensions 60" x 10'
S43505554	24" Side Extensions 72" x 10'
S43505555	24" Side Extensions 72" x 12'



## **JACKS**


CODE	DESCRIPTION
S43002023BK	Hydraulic 7k Jack Kit
S43002009BK	Gooseneck Hydraulic 12k Jack Kit
S43002033BK	Bumper Pull Hydraulic 12k Jack Kit
S43002030	Gooseneck 2-speed Jack Kit
S43002005	10k Gooseneck RH Jack
S43002004	10k Gooseneck LH Jack
S43002003	7k Jack, Bolt-On
S43002040	10k Jack - DTB/DWB/EWB/FDP
S43002001	10k Jack - ETB/TLB
300200015	Jack Handle

## **COLD WEATHER WIRING HARNESSES**

CODE	DESCRIPTION
301300081	Bumper Pull Dump Trailers
301300083	Gooseneck Dump Trailers
301300085	Gooseneck Flat Bed Trailers
301300089	Bumper Pull Flat Bed Trailers

## **FRONT HARNESSES**

CODE	DESCRIPTION
301300002	Dump / Power Tilt Bumper Pull Front Harness
301300023	Dump Gooseneck Front Harness
301300015	Equipment & Gravity Tilt Bumper Pull Front Harness
301300084	Gooseneck Flat Bed Front Harness



7k Hydraulic Jack



12k Hydraulic Jack



Cold Weather Harness

## **HYDRAULICS**

CODE	DESCRIPTION	CODE	DESCRIPTION
301400031	2-way Hydraulic Pump	301400033	KTI Solenoid
301400034	4-way Hydraulic Pump	301400040	KTI Solenoid - Molded Coils & Remote Attachment
301300090	KTI 2-Button Wireless Remote	301300016	5amp Charger
301300101	KTI 4-Button Wireless Remote	301300132	Solar Panel Charger
301300103	KTI Wired 2-Button Remote	301300202	Tuff Wireless Remote - 2 Button
301300111	KTI Wired 4-Button Remote	301300203	Tuff Wireless Remote - 4 Button
301300093	KTI 15' Remote Extensions Cable	301300200	12AMP Super Charger - REDARC

## **ADD-ONS**

CODE	DESCRIPTION	CODE	DESCRIPTION
300100003	Coupler 2-5/16"	250170065	Winch Plate for Gooseneck - RAW
300100002	Coupler 2"	300200011	Rear Stabilizer Jack for Equipment Trailers
300100002	Gooseneck Coupler, 2-5/16" 25K	S43002510	Rear Support Stands for Dump Trailers
300100009	Gooseneck Coupler, 2-5/16" 30K	302900010	6' Sliding Track for Ratchet Winch
303400001	Gooseneck Shocker Hitch	302900011	4" Ratchet Winch --- Sliding Track or Weld
303400002	Bumper Pull Shocker Hitch - 2" Receiver Tube	302900012	4" Strap w/ Flat Hook
303400003	Bumper Pull Shocker Hitch - 2-1/2" Receiver Tube	S43006001	Bolt on/Weld on Spare Mount
300100015	Universal Coupler Lock	S43006003	Front Bumper Spare Mount
300100017	Gooseneck Coupler Lock	S43006002	Stake Pocket Spare Mount
300100018	Gooseneck Setscrew Lock	300100019	Apex Adjsutable Coupler 2-5/16" --- 21k Rating
300400003	Mud Flap Iron Bull Tandem Axle Dual Wheel	300100021	Apex Adjsutable Coupler 2" --- 10k Rating
300400004	Mud Flap Iron Bull Tandem Axle Single Wheel	300100022	Apex Adjsutable Coupler 2-5/16" --- 25k Rating
301300163	Winch with Steel Cable 20,000 Lbs	300100020	Apex Adjsutable Coupler 2-5/16" --- 17k Rating
250170038	Winch Plate		

## **TOOLBOXES**

CODE	DESCRIPTION	CODE	DESCRIPTION
S43004004BK	Butterfly Toolbox	S43610630BK	16H x 20D x 48L Side Mount Toolbox
S43004015BK	Secondary Tongue Mount Toolbox	S43004027BK	Gooseneck Stlye Top Open Angled Toolbox
S43004006GY	DWB Large Tonge Mount Toolbox	S43004007GY	EWB Large Tongue Mount Toolbox
S43004007GY	EWB Large Tongue Mount Toolbox	S43011010BK	96" Dunnage Rack
S43004034BK	DTB Large Tongue Mount Toolbox	S43004047BK	99" Dunnage Rack
S43610400BK	16H x 20D x 30L Side Undermount Toolbox	S43004046BK	Winch Toolbox
S43004037BK	16H x 12D x 30L Side Mount Toolbox	S43011011BK	Chain Rack

## **TIRES & WHEELS** (available in silver or mod as well)

CODE	DESCRIPTION	CODE	DESCRIPTION
300300002	205/75R15 8ply Black Mod	300300014	235/85R16 14ply Black Mod
300300003	225/75R15 8ply Black Mod	300300011	235/85R16 14ply Dual Black Mod
300300001	235/80R16 10ply Black Mod	300300012	215/75R17.5 16ply Dual Black Mod
300300000	235/80R16 10ply Dual Black Mod	300300019	235/75/R17.5 18ply Super Single





**IRONBULL**

**WHERE DURABILITY  
MEETS AFFORDABILITY**

V.02.25

5500 FM 38N, BROOKSTON, TX 75421

NORSTARCOMPANY.COM

903-784-8900